











iGlucose[®] Plus Specifications Summary



iGlucose [®] Plus Product Features and Information	
Test Strip Insertion	Horizontal Test Strip Insertion
Notifications and Reminders*	Personalized and sent from healthcare provider (example, dietary and pharmacy reminders)
Meter Display Language*	English and Spanish
Minimum Blood Sample Size	0.75 microliters
Test Time	5 seconds
Blood Glucose Measurement Range	20 - 600 mg/dL
Data Transmission	Cellular connectivity to our Private Data Network via multicarrier SIM technology
Time and Date	Automatically set with cellular connection Can manually set up within meter
Battery	Rechargeable 3.7 Volt Lithium (about 500 tests per charge)
Test Strip and Control Solution Storage	39°-86° F (4 - 30° C) and 10-90% Relative Humidity
Meter Operating Range	50°-104° F (10°-40° C)
Meter Storage and Transportation Range	14°-140° F (-10°-60° C)
Hematocrit Range	20-60%
Maximum Altitude	10,000 feet (3,048 meters)
Turn Meter "On"	Press and hold "Home" button until display comes on
Meter Display	Backlight, 36.6mm x 49mm, Color
Blood Glucose Reference	Fresh capillary, whole blood
Unit Measurement	mg/dL
Neonatal, Diagnosis, Screening	Not approved for use
Multi-Patient Use	Not approved for use
Test Strip Shelf Life	3 months (after opening)
Interferences	Uric Acid >9 mg/dL Cholesterol >600 mg/dL Ascorbic Acid (Vitamin C) >5 mg/dL
Meal Marker Option	Can assign a "Before Meal" (Full Apple Icon) or "After Meal" (Eaten Apple Icon) marker to readings
Memory (Number of readings stored)	500 (with date and time)
Blood Glucose Averages	In meter: 7, 14, 30, 60 and 90 days
Meter Warranty	5 years
Auto-Code	Automatic detection of code number on test strip No manual entry required
Airplane Mode	Includes Airplane Mode setting for ease-of-use while traveling

iGlucose [®] Plus Display Icons	
	Indicates a control solution test result
mg/dL	Unit of test result
109 mg/dL	Test result
	Battery fully charges
	Battery is low and must be recharged
	Indicates "Before Meal" marker
	Indicates "After Meal" marker
	Indicates that the cellular network is connected
	Indicates when to apply a blood drop
	Indicates when to apply a control solution drop

*Features available in future release.

Customer Support - Call 844.445.8267 or email support@iglucose.com



iGlucose[®] Plus Specifications Summary



iGlucose [®] Plus Display Error Messages	
HI	Result is above 600mg/dL – repeat test with new strip, contact healthcare professional if result is still “HI”
LO	Result is below 20mg/dL - repeat test with new strip, contact healthcare professional if result is still “LO”
Low battery shutdown	Battery is low – charge the battery
	Temperature out of range – move to an area within range and test again in 45 minutes
	Blood applied to test strip before “Apply a drop of blood” appears – discard strip and repeat test
	The inserted strip has been used or damaged – insert a new test strip
	The meter has malfunctioned – Do a quality control test or press reset switch
	Meter detects an abnormal signal during test – repeat the test using a new test strip
	Meter detects a strip code error – remove strip, check it and reinsert, discard strip and retest with a new one if still unsuccessful
	The applied blood sample is insufficient – discard strip and repeat test with new strip, filling the blood sample window on strip
	Issue calibrating meter – Remove test strip, turn off meter by pressing “Home” button for 3 seconds, turn on meter and insert test strip
	Meter has malfunctioned – restart the meter and test