



iBloodPressure[®] Classic Specifications Summary






iBloodPressure [®] Classic Product Features and Information	
Taking a Reading	One-Button Operation
Cuff Type	Type BF applied part
Data Transmission	Cellular connectivity via exclusive AT&T 4/5G CAT-M network
Battery	4 AA batteries (comes in device) - AC adapter available (sold separately)
Battery Powered Mode	Internally powered ME equipment
Pulse Reading	Measures pulse rate and detects irregular pulse rhythm
Measurement Mode	Oscillographic testing mode
Mode of Operation	Continuous operation
Systolic Pressure Range	60-230 mmHg
Diastolic Pressure Range	40-130 mmHg
Pressure Accuracy	+/- 3 mmHg*
Pulse Range	40-199 beats/minute
Pulse Accuracy	+/- 5%
Display	LCD, VA 78 x 92mm (3.1x 3.6in)
External Dimensions	154.3 x 121.5 x 68.1mm (6.1 x 4.1 x 2.7in)
Operating Conditions	+5° to +40°C (41° -to 104°F), relative humidity 15% to 90%, non-condensing, not requiring a water vapor partial pressure > 50 hPa, atmospheric pressure 500 hPa to 1060 hPa
Storage and Transportation Conditions	-20° to +60°C (-4° to 140°F), relative humidity </- 93%, non-condensing, at a water vapor pressure up to 50 hPa
Device Protection	IP21 - could protect against solid foreign objects >/= 12.5mm, protect against vertically falling water droplets
Device Lifetime	5 years or 10,000 measurements
Cuff Lifetime	10,000 measurements
Battery Lifetime	200-300 readings
AC Adapter Lifetime	20,000 hours
Warranty	2 years

* Industry standard Pressure Accuracy is +/- 3-5mmHg



iBloodPressure[®] Classic Specifications Summary

iBloodPressure [®] Classic Product Line			
	Original	Multicuff Lot 1	Multicuff Lot 2
			
Approved for Use in Pregnancy	No	No	Yes
Approved for Use for Patients with Diabetes	No	No	Yes
Motor Strength and Inflation Capacity	Supports Cuff Sizes up to XL	Supports Cuff Sizes up to XXL	Supports Cuff Sizes up to XXL
Compatible with Small Cuff: 16-26 cm (6.3-14.2 in)	No	No	Yes
Compatible with Medium Cuff: 22-32 cm (8.6-12.6 in)	Yes	Yes	No
Compatible with Large Cuff: 22-42 cm (8.6-16.5 in)	Yes	Yes	Yes
Compatible with XL Cuff: 22-45 cm (8.6 -17.7 in)	Yes	Yes	Yes
Compatible with XXL Cuff: 40-52 cm (15.7 - 20.5 in)	No	Yes	Yes
Base Color	Dark Blue	Light Blue	Light Blue

iBloodPressure [®] Classic Cuff Size Comparison								
Small	6.3 - 14.2"							
Medium		8.6 - 12.6"						
Large		8.6 - 16.5"						
XL		8.6 - 17.7"						
XXL					15.7 - 20.5"			
	6.3	8.6	12.6	14.2	15.7	16.5	17.7	20.5
	Arm Circumference in Inches							

Cuffs are not interchangeable across monitors. Only use cuffs compatible with your device model. Reach out to your Client Success Manager to review compatible cuff sizes.

Customer Support - Call 844.445.8267 or email support@iglucose.com



iBloodPressure[®] Classic Specifications Summary

iBloodPressure [®] Classic Display Icons	
	Systolic blood pressure reading
	Diastolic blood pressure reading
	Excessive body motion detection symbol
	Pulse rate reading
	Pulse display - flashes when detected
	Irregular pulse rhythm symbol - appears if detected
	Signal strength indicator
	Data transmission indicator - OK is shown when transmission is a success
	Battery symbol
	Date/Time Display

iBloodPressure [®] Classic Display Error Messages	
Display not lit up or +	No power or low batteries - replace or reinsert batteries, or insert AC adapter tightly
E1	Cuff not secure or abnormal inflation - refasten cuff and measure again
E2	Monitor detected motion or talking - relax for a moment and measure again
E3	Pulse signal not detected - loosen clothing on arm and measure again
E4	Cannot calculate measurement - relax for a moment and measure again
E5	Failure to communicate with server - contact customer service
EExx	Calibration error - retake measurement, if problem continues contact customer service
Out	Out of measurement range - relax for a moment, refasten cuff and measure again, if problem continues contact physician